

Student Success Goal

Mendive students will increase in proficiency on their Smarter Balanced Assessment (SBAC) in English Language Arts (LEA) from 38% proficient in 2023 to 43% proficient in 2024. Mendive students will increase proficiency on their SBAC in Math from 20% proficient in 2023 to 25% proficient in 2024. Mendive 8th graders will increase proficiency on their SBAC in Science from 32% proficient in 2023 to 43% proficient in 2024.

To support students to achieve this goal, we will:

1. Every Mendive student will receive 40-45 minutes of i-Ready support in their Math and ELA classes weekly. Mendive will strengthen Tier 1 instruction.
2. Mendive will strengthen our departmental Professional Learning Communities (PLCs), moving to student results focus.

Student, Staff, and Family Partnerships Goal

Mendive students will show growth in their Social Emotional Learning (SEL) skills per the 2023-24 Climate Survey. Mendive will decrease their student chronic absenteeism by 5% and student severe absenteeism by 4%.

To support students and families to achieve this goal, we will:

1. Implement a Connectedness activity on each academic team.
2. Incorporate and host more events for our school community to better connect with our school. Increase the amount of positive calls, emails, and postcards sent home to our families.

Resources for Parents and Families

Quick Tips for Parents and Families

Get involved! Contact Christy Cronon for information about volunteering with our school.

Stay connected! Let the front office know if your phone number, email, or home address has changed.

Know your child's teachers! We are here to support your child's learning journey.

Resource Links

Infinite Campus Parent Portal

See your child's grades, assignments, attendance information and important updates

www.washoeschools.net/ICparent

Family Resource Centers

Basic needs assistance, resource referrals, and help with accessing services like SNAP

www.washoeschools.net/FRC

Care Solace

Free and confidential help to access mental health care providers in your community

www.washoeschools.net/Care



OUR WCSO PROMISE

We will know every student by **NAME, STRENGTH AND NEED** so they graduate prepared for the future they choose and we will deliver on this promise in partnership with our **FAMILIES and COMMUNITY.**

Our Student Demographics

35% Free or Reduced Lunch

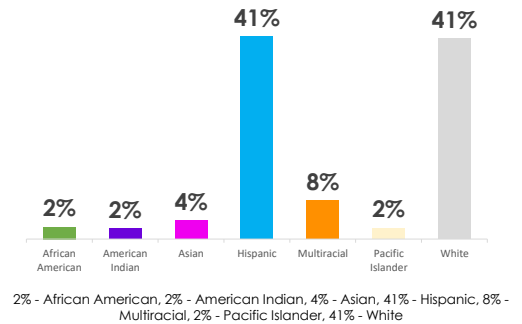
5% English Learners

15% Individualized Education Plans

0% Children in Transition

0% Foster

2% Gifted & Talented



Total Enrollment

856

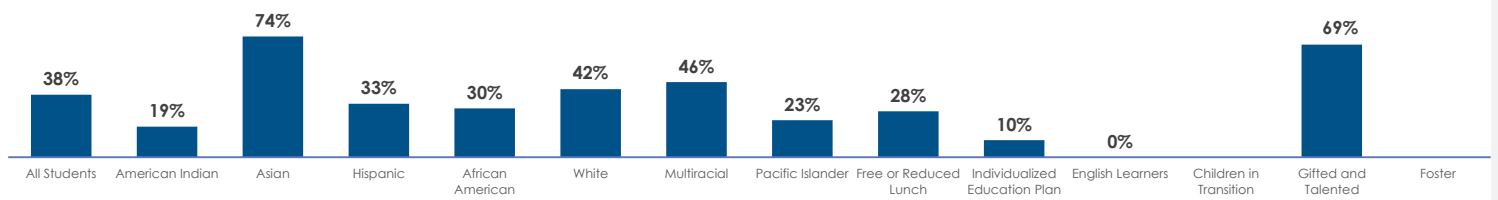


Smarter Balanced Assessment

Percent Achieving 'At or Above' Standard

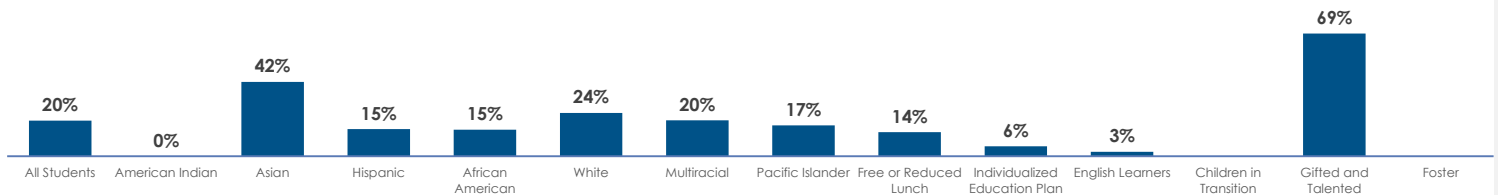


English / Language Arts



English / Language Arts: Percentage achieving "At or Above" standard (2022-2023): 38% - All Students, 19% - American Indian, 74% - Asian, 33% - Hispanic, 30% - African American, 42% - White, 46% - Multiracial, 23% - Pacific Islander, 28% - Free or Reduced Lunch, 10% - Individualized Education Plan, 0% - English Learners, * - Children in Transition, 69% - Gifted and Talented, * - Foster

Mathematics



Mathematics: Percentage achieving "At or Above" standard (2022-2023): 20% - All Students, 0% - American Indian, 42% - Asian, 15% - Hispanic, 15% - African American, 24% - White, 20% - Multiracial, 17% - Pacific Islander, 14% - Free or Reduced Lunch, 6% - Individualized Education Plan, 3% - English Learners, * - Children in Transition, 69% - Gifted and Talented, * - Foster



5th Grade Science Assessment

32%

Percentage of students achieving 'At or Above' Standard



Attendance

25%

Percentage of students missing 10% or more of school days

Scan to see more data!

